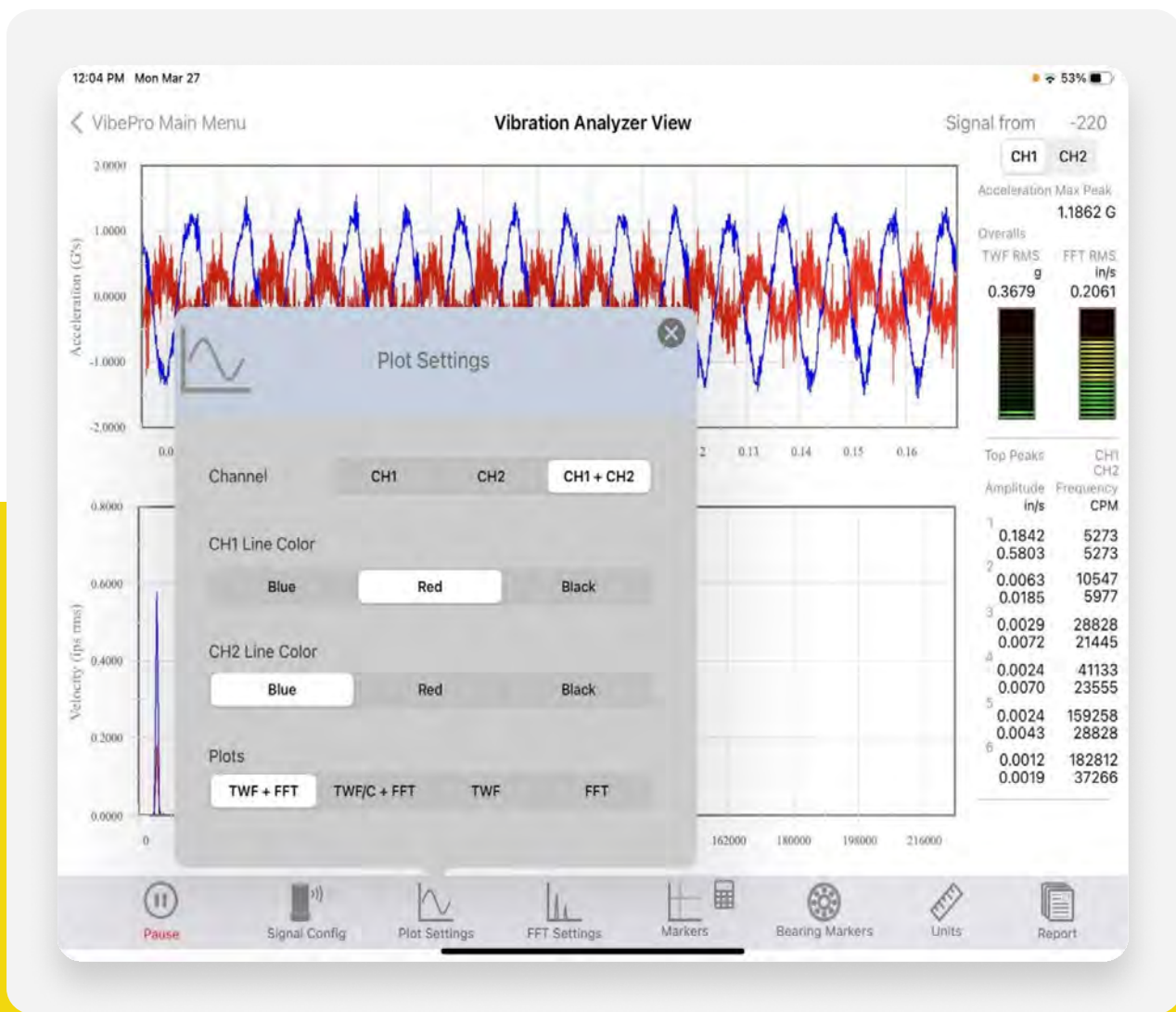


iPad Vibration Analysis With VibePro



VibePro

Introducing VibePro, the ultimate iOS iPad vibration analysis solution that provides a complete overview of your plant's health.

With VibePro, you can quickly analyze your machine's performance in real time, optimize your maintenance program, and prevent unexpected downtime. VibePro is a powerful machine vibration analyzer app for iPad/iOS.

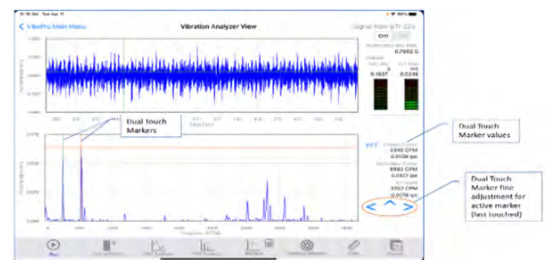
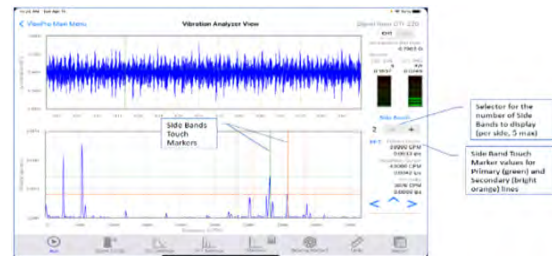
Coupled with VibePro sensor equipment, VibePro, was built from a very successful legacy line of products, Vibepro 7 and VibePro 8. Our goal is to create innovative, easy-to-use solutions. Developing this new release is essential to fulfilling that promise it can be an invaluable tool for measuring vibration and health of a wide variety of machinery, and detecting problems for ex. shaft imbalance, bearing, gears, and belt wear and more.

The app can be used for single readings or full vibration analysis routes, capturing and documenting trends along the way. Route data can be processed directly in VibePro, VibePro's web app or other platforms available for windows and MacOS.

Features	VP7	VP8	VibePro
Live Mode	✓		✓
Top Peak List	✓		✓
Bearing Model Selection	✓		✓
2-Channel Data	✓		✓
Touch Markers: Single FFT	✓	✓	✓
Touch Markers: Single TWF			✓
Touch Markers: Dual FFT			✓
Touch Markers: Dual TWF			✓
Touch Markers: Harmonic FFT			✓
Touch Markers: Side Bands FFT			✓
Touch Marker Fine Adjustments			✓
Touch Marker Peak Hunt			✓
Multiple Markers Value List			✓
Touch Markers: Dual TWF			✓
Dual Plot Screen		✓	✓
Full Screen Plot	✓		✓
Polar TWF Plot		✓	✓
Use Microphone as Input	✓		✓
Vibration Analysis in All Plot Views			✓
Window Functions for FFT			✓
Speed Values Corrections			✓

VibePro SOFTWARE FEATURES

- Interactive Markers
- TWF collection and on-screen analysis
- FFT in Acceleration and integrated FFT in Velocity and Displacement (available on iPad and VibePro Online)
- TWF and Spectrum in same view
- High-frequency impact demodulation (available on iPad and VibePro Online)
- Selection of sample rate (Fmax) and number of samples (lines of resolution)
- Additional windowing options: hemming, hamming and blackman
- Circular TWF plots for gearbox analysis
- Waterfall plot for selected measurements
- Vibration trending in acceleration/Velocity for RMS, Peak & Crest Factor Values
- Editing Functions in Route
- Allows: deleting, duplication, and renaming route data
- Machine Point Library
- Change Sensors Quickly with Calibration Presets
- TWF Capture and Analysis
- Single measurement reports with easy email sharing
- Routes have never been easier with VibePro.
- Import and export routes via VibePro Cloud, Files app, email and other options
- Automatic and manual markers on the spectrum
- Set RPM and bearing markers with multiples
- Full FFT Signature graph from Oto 20khz or Oto 1.2 million CPM
- Spectrum Frequency Resolution from 0.17Hz to 10.77Hz
- Selectable Fmax of 22,050Hz, 11,025Hz, 5,512Hz and 2,756Hz
- Selectable number of samples of 4,096, 8,192, 16,384, and 32,768



SINGLE-MEASUREMENTS



Full Spectrum



Email and Printer Friendly Reports

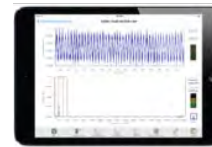
ROUTE MEASUREMENTS



Create, Edit and Manage Routes



Custom Options for Measurement

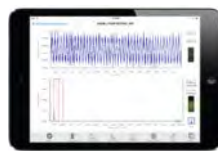


Capture Route Vibration Data

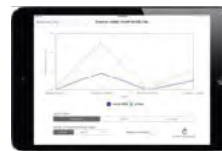
VibePro IPAD VIBRATION ANALYSIS



View Plant Status



Review Past Readings



View Trending Data



View and Create Maintenance



VibePro HEATMAP:

A custom vibration degradation algorithm developed by VibePro brings a new visualization tool to the health of a plant's assets.

The larger the box the faster that asset is degrading. VibePro HeatMap provides an accurate look at a plant's health. Green assets that are rapidly failing will show up well before an emergency repair is needed. VibePro HeatMap can also be a helpful tool to ensure thresholds are being properly setup.



FULL HIERARCHY VIEW WITH WATERFALL, TREND CHARTS, AND SPECTRUM ANALYSIS WITH REPORTING:

View the same route hierarchy that is used with VibePro for iPad. Full reporting is available for any reading captured with VibePro. Trend charts or waterfall view to see data trends. TWF is also available.

FAULT DETECTION:

A custom vibration signature recognition algorithm developed by VibePro brings a new fault detection technology not offered elsewhere. The fault detection algorithm will provide a good starting point for your technicians to fix the asset and return it back to normal vibration level



35 Zachary Rd, Manchester, NH 03109, United States

www.gtispindle.com

www.setco.com

The contents of this publication are the copyright of the publisher and may not be reproduced (even extracts) unless prior written permission is granted. Every care has been taken to ensure the accuracy of the information contained in this publication but no liability can be accepted for any loss or damage whether direct, indirect or consequential arising out of the use of the information contained herein.